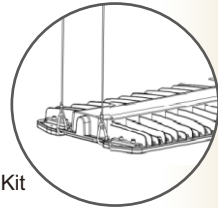



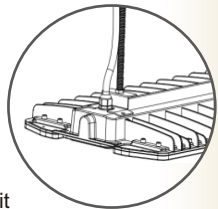


FEATURE


- ✦ Die-casting aluminum alloy case
- ✦ High quality polycarbonate lens and glass cover (120°)
- ✦ 130-150 lm/W output
- ✦ Chain Pendant/Surface mounted/Threaded rod kit for option
- ✦ White finish
- ✦ CCT: 3000K, 3500K, 4000K & 5000K
- ✦ Beam Angle: 50°, 80°, 120°, 30°x100° and 60°x150° for option
- ✦ Input voltage 100-277VAC or 250-528VAC
- ✦ 0-10vdc dimming available
- ✦ Photocell dimming available
- ✦ IP66 rating
- ✦ ETL/cETL/DLC pending
- ✦ 5 years warranty



Chain Pendant Kit



Threaded Rod Kit



Surface Mounted Kit

PRODUCT PARAMETER

Model#	Watt	Lumen Efficacy	Input Voltage	Size (LXWXH))
LT-HBA-100W	100W	135-150	100-277vac	59X35X5.6 cm
LT-HBA-150W	150W	135-150	100-277vac	59X35X5.6 cm
LT-HBA-210W	210W	135-150	100-277vac	59X35X5.6 cm
LT-HBA-240W	240W	135-150	100-277vac	59X35X5.6 cm
LT-HBA-300W	300W	135-150	100-277vac	118X35X5.6 cm
LT-HBA-400W	400W	135-150	100-277vac	118X35X5.6 cm
LT-HBA-480W	480W	135-150	100-277vac	118X35X5.6 cm